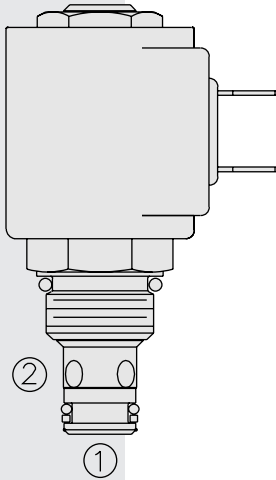
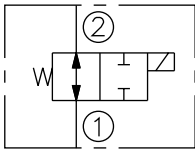


SV08-25 Spool, 2-Way, Normally Open

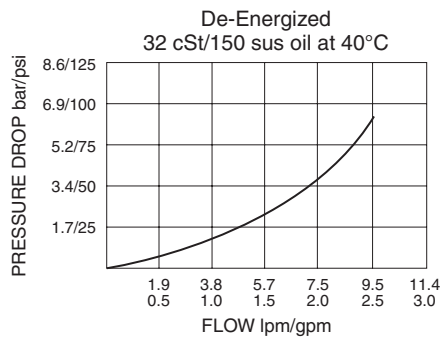


SYMBOLS

USAS/ISO:



PERFORMANCE (Cartridge Only)



DESCRIPTION

A solenoid-operated, two-way, normally open, direct-acting, spool-type, screw-in hydraulic cartridge valve designed to function as a bidirectional blocking valve in low flow circuits.

OPERATION

When de-energized, the **SV08-25** allows flow in both directions.

When energized, the valve's spool shifts to close bidirectionally.

Operation of Manual Override Option: To override, push button in and twist counterclockwise 180°. The internal spring will push the button out. In this position, the valve may be only partially shifted. To assure full override shift, pull the button out to its fullest extension and hold it in this position.

To return to normal valve function, push button in, twist clockwise 180°, and release. Override will be detented in this position.

FEATURES

- Hardened precision spool and cage for long life.
- Optional coil voltages and terminations.
- Efficient wet-armature construction.
- Both ports may be fully pressurized.
- Cartridges are voltage-interchangeable.
- Manual override option.
- Optional waterproof E-Coils rated up to IP69K.
- Unitized molded coil design.
- Compact size.

RATINGS

Operating Pressure: 207 bar (3000 psi)

Flow: 9.5 lpm (2.5 gpm) max.

Internal Leakage: 82 cc/minute (5 cu. in./minute) max. at 207 bar (3000 psi)

Temperature: -40 to 120°C with standard Buna seals

Coil Duty Rating: Continuous from 85% to 115% of nominal voltage

Initial Coil Current Draw at 20°C: Standard Coil: 1.2 amps at 12 VDC;
0.13 amps at 115 VAC (full wave rectified).

E-Coil: 1.4 amps at 12 VDC; 0.7 amps at 24 VDC

Minimum Pull-in Voltage: 85% of nominal at 207 bar (3000 psi)

Filtration: See page 9.010.1

Fluids: Mineral-based or synthetics with lubricating properties at viscosities of 7.4 to 420 cSt (50 to 2000 sus); See Temperature and Oil Viscosity, page 9.060.1

Installation: No restrictions; See page 9.020.1

Cavity: VC08-2; See page 9.108.1

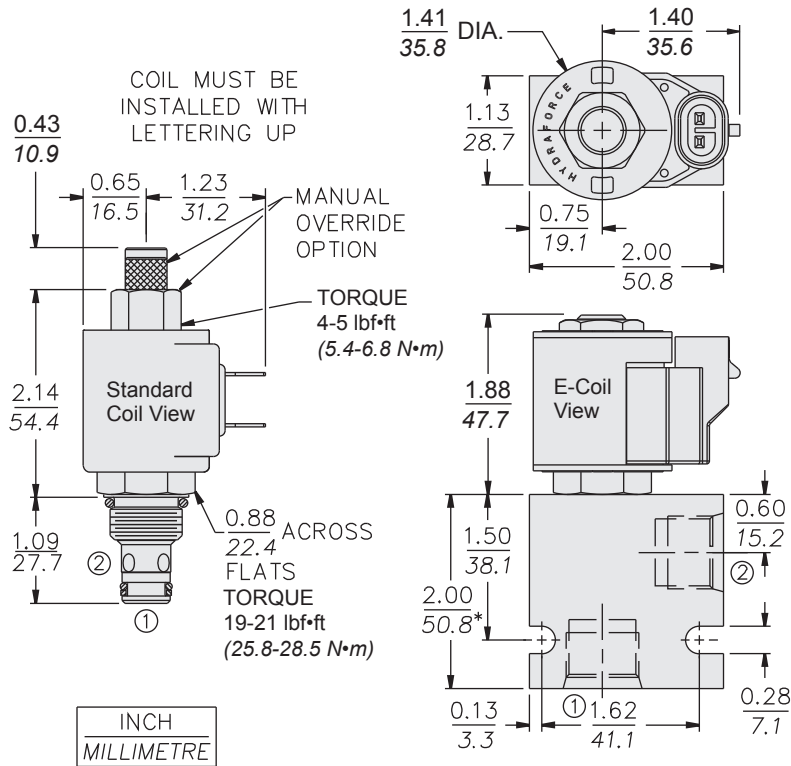
Cavity Tool: CT08-2XX; See page 8.600.1

Seal Kit: SK08-2X-M; See page 8.650.1

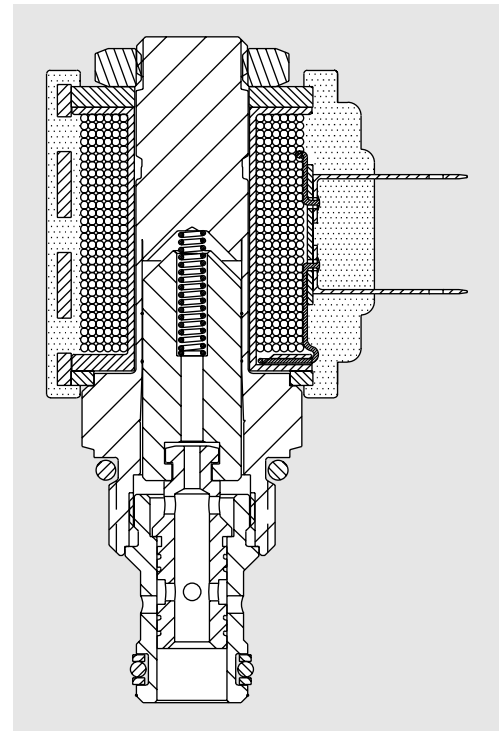
Coil Nut: Part No. 7004400;

For E-coils manufactured prior to 1-1-04, see page 3.400.1 for coil nut info.

DIMENSIONS



* BSP BODY - 55.9 mm



MATERIALS

Cartridge: Weight: 0.09 kg. (0.20 lbs.); Steel with hardened work surfaces. Zinc-plated exposed surfaces; Buna N O-rings and back-ups standard.

Standard Ported Body: Weight: 0.16 kg. (0.35 lbs.); Anodized high-strength 6061 T6 aluminum alloy, rated to 207 bar (3000 psi); Ductile iron bodies available; dimensions may differ. See page 8.008.1

Standard Coil: Weight: 0.11 kg. (0.25 lbs.); Unitized thermoplastic encapsulated, Class H high temperature magnetwire. See page 3.200.1

E-Coil: Weight: 0.14 kg. (0.3 lbs.); Perfect wound, fully encapsulated with rugged external metal shell; Rated up to IP69K with integral connectors.

Note: See page 3.400.1 for all E-Coil retrofit applications.

TO ORDER

SV08-25 - - -			
Option		Voltage	Termination (VDC)
None (Blank)		Std. Coil	Std. Coil
152µ Screen	S	0 Less Coil**	DS Dual Spades
Manual Override	M	10 10 VDC [†]	DG DIN 43650
		12 12 VDC	DL Leadwires (2)
		24 24 VDC	DL/W Leads w/Weatherpak® Connectors
Porting		36 36 VDC	DR Deutsch DT04-2P
Cartridge Only	0	48 48 VDC	
SAE 8	8T	24 24 VAC	Termination (VAC)
3/8 in. BSP*	3B	115 115 VAC	Std. Coil
*BSP Body; U.K. Mfr. Only		230 230 VAC	AG DIN 43650
			AP 1/2 in. Conduit
			Termination (VDC)
Seals		E-Coil	E-Coil
Buna N (Std.)	N	10 10 VDC	ER Deutsch DT04-2P (IP69K Rated)
Fluorocarbon	V	12 12 VDC	EY Metri-Pack® 150 (IP69K Rated)
		20 20 VDC	
		24 24 VDC	

**Includes Std. Coil Nut

[†] DS, DW or DL terminations only.

Coils with internal diode are available. Consult factory.